

Your Teriparatide Injection, USP Savings Card

teva | **teriparatide**
injection, usp

Pay as
little as
\$0

Expires: **12/31/2026**

BIN **610020**

GRP **99994248**

PCN **N/A**

ID **63202507210**

You must present this offer and your primary insurance card to the pharmacist along with your prescription.
Limitations apply. Please note this offer is not available for patients eligible for Medicare, Medicaid or any other public payer coverage. See full terms and conditions.

SAVINGS PROGRAM TERMS AND CONDITIONS

Terms, Conditions, and Eligibility Requirements: Eligible patients must have commercial prescription insurance with coverage for Teva's Teriparatide Injection, USP. Uninsured and cash-paying patients are NOT eligible for this Program. Patients enrolled in any state or federally funded healthcare program, including but not limited to, Medicare, Medigap, Medicaid, VA, DOD, TRICARE, Puerto Rico Government Health Insurance Plan, Medicare-eligible patients enrolled in an employer-sponsored health plan or prescription drug benefit program for retirees, are NOT eligible for this Program. Cash Discount Cards and other noninsurance plans are not valid as primary under this Program. This Program is restricted to residents of the United States and United States territories.

Patients may pay as little as \$0 out of pocket for Teva's Teriparatide Injection, USP. Maximum Program assistance per prescription and annual benefits apply, and out-of-pocket expenses may vary. Patient is responsible for costs above maximum benefit amounts. This Program is not insurance. Void if copied, transferred, purchased, altered, or traded and where prohibited and restricted by law. The Program is not transferable. No substitutions are permitted. The Program form may not be sold, purchased, traded, or counterfeited. Void if reproduced. The Program benefit cannot be combined with any other financial assistance program, free trial, discount, prescription savings card, or other offer. This Program is managed by Mercialis on behalf of Teva Pharmaceuticals USA, Inc. Teva Pharmaceuticals USA, Inc. and its affiliates reserves the right to make eligibility determinations, to set Program benefit maximums, to monitor participation, and to change, rescind, revoke, or discontinue this Program at any time without notice. Limit one Program enrollment per individual. If you have any questions regarding this Program, your eligibility or benefits, or if you wish to discontinue your participation, please call 844-248-7949.

Expiration Date: 12/31/2026.

The Copay Card is intended for the benefit of patients, not their insurance plans or other third parties. Patients whose commercial insurance plans do not apply Copay Card payments to satisfy patient out-of-pocket cost sharing amounts may not be eligible for the Copay Card. Similarly, patients whose commercial insurance plans require use of the Copay Card as a condition of the plan waiving some or all of otherwise applicable patient out-of-pocket cost sharing amounts may not be eligible for the Copay Card or have a reduced annual maximum program benefit. If you believe your commercial insurance plan may have such limitations, please call 844-248-7949.

Valid only for Teva's Teriparatide Injection, USP, National Drug Code:
00093-1106-16

To the Patient: By redeeming this Program, you acknowledge that you are an Eligible Patient and you understand and agree to comply with the terms and conditions of this Program.

This Program is for eligible **Commercially Insured Patients only**. Patients may pay as little as \$0 out of pocket for Teva's Teriparatide Injection, USP. Maximum Program assistance per prescription and annual benefits apply, and out-of-pocket expenses may vary. This Program must be presented along with your prescription for Teriparatide Injection, USP and your primary insurance card to participate in this Program. Program not valid for Non-Insured/Cash-Paying Patients or where Teva's Teriparatide Injection, USP are not covered by the primary insurance.

For patients residing in Maine and Maryland, please click [here](#).

To the Pharmacist: When you apply this Program, you are certifying that Teva's Teriparatide Injection, USP is being dispensed to an Eligible Patient in compliance with these terms and conditions and the Pharmacy has not submitted and will not submit a claim for reimbursement under any federal, state, or other governmental program for this prescription. For **Commercially Insured Patients**, please submit this claim to the primary Third-Party Payer first, then submit the balance due to Mercialis as a Secondary Payer COB (coordination of benefits) with patient responsibility and a valid Other Coverage Code (e.g., 08).

Reimbursement will be received from Mercialis. For questions regarding processing, please call the Help Desk at 844-248-7949.

HIGHLIGHTS OF PRESCRIBING INFORMATION

These highlights do not include all the information needed to use TERIPARATIDE INJECTION safely and effectively. See full prescribing information for TERIPARATIDE INJECTION.

TERIPARATIDE injection, for subcutaneous use

Initial U.S. Approval: 1987

INDICATIONS AND USAGE

Teriparatide Injection is a parathyroid hormone analog, (PTH 1-34), indicated for:

- Treatment of postmenopausal women with osteoporosis at high risk for fracture or patients who have failed or are intolerant to other available osteoporosis therapy (1)
- Increase of bone mass in men with primary or hypogonadal osteoporosis at high risk for fracture or patients who have failed or are intolerant to other available osteoporosis therapy (1)
- Treatment of men and women with osteoporosis associated with sustained systemic glucocorticoid therapy at high risk for fracture or patients who have failed or are intolerant to other available osteoporosis therapy (1)

DOSAGE AND ADMINISTRATION

- Recommended dosage is 20 mcg subcutaneously once a day (2.1)
- Consider supplemental calcium and Vitamin D based on individual patient needs (2.1)
- Administer as a subcutaneous injection into the thigh or abdominal region (2.2)
- Administer initially under circumstances in which the patient can sit or lie down if symptoms of orthostatic hypotension occur (2.2)
- Use of Teriparatide Injection for more than 2 years during a patient's lifetime should only be considered if a patient remains at or has returned to having a high risk for fracture (2.3)

DOSAGE FORMS AND STRENGTHS

Injection: 560 mcg/2.24 mL (250 mcg/mL) in a single-patient-use prefilled delivery device (pen) intended to deliver 28 daily doses of 20 mcg (3)

CONTRAINDICATIONS

- Patients with hypersensitivity to teriparatide or to any of its excipients (4)

FULL PRESCRIBING INFORMATION: CONTENTS*

- INDICATIONS AND USAGE
- DOSAGE AND ADMINISTRATION
 - Recommended Dosage
 - Administration Instructions
 - Recommended Treatment Duration
- DOSAGE FORMS AND STRENGTHS
- CONTRAINDICATIONS
- WARNINGS AND PRECAUTIONS
 - Osteosarcoma
 - Hypercalcemia and Cutaneous Calcification
 - Risk of Urolithiasis
 - Orthostatic Hypotension
 - Risk of Digoxin Toxicity
- ADVERSE REACTIONS
 - Clinical Trials Experience
 - Immunogenicity
 - Postmarketing Experience
- DRUG INTERACTIONS
 - Digoxin
- USE IN SPECIFIC POPULATIONS
 - Pregnancy
 - Lactation
 - Pediatric Use

WARNINGS AND PRECAUTIONS

- **Osteosarcoma:** Avoid use in patients with increased risk of osteosarcoma including patients with open epiphyses, metabolic bone diseases including Paget's disease, bone metastases or history of skeletal malignancies, prior external beam or implant radiation therapy involving the skeleton, and hereditary disorders predisposing to osteosarcoma. (5.1)
- **Hypercalcemia and Cutaneous Calcification:** Avoid in patients known to have an underlying hypercalcemic disorder. Discontinue in patients developing worsening of previously stable cutaneous calcification. (5.2)
- **Risk of Urolithiasis:** Consider the risk/benefit in patients with active or recent urolithiasis because of risk of exacerbation (5.3)
- **Orthostatic Hypotension:** Transient orthostatic hypotension may occur with initial doses of Teriparatide Injection (5.4)

ADVERSE REACTIONS

Most common adverse reactions (>10%) include: arthralgia, pain, and nausea (6.1)

To report SUSPECTED ADVERSE REACTIONS, contact Teva at 1-888-838-2872 or FDA at 1-800-FDA-1088 or www.fda.gov/medwatch

DRUG INTERACTIONS

Digoxin: Transient hypercalcemia may predispose patients to digitalis toxicity (5.5, 71)

USE IN SPECIFIC POPULATIONS

- **Pregnancy:** Consider discontinuing when pregnancy is recognized (8.1)
- **Lactation:** Breastfeeding is not recommended (8.2)
- **Pediatric Use:** Safety and effectiveness not established. Avoid use due to increased baseline risk of osteosarcoma (5.1, 8.4)

See 17 for PATIENT COUNSELING INFORMATION and Medication Guide

Revised: 9/2024

- Geriatric Use
- Hepatic Impairment
- Renal Impairment

10 OVERDOSAGE**11 DESCRIPTION****12 CLINICAL PHARMACOLOGY**

- Mechanism of Action
- Pharmacodynamics
- Pharmacokinetics

13 NONCLINICAL TOXICOLOGY

- Carcinogenesis, Mutagenesis, Impairment of Fertility
- Animal Toxicology

14 CLINICAL STUDIES

- Treatment of Osteoporosis in Postmenopausal Women
- Treatment to Increase Bone Mass in Men with Primary or Hypogonadal Osteoporosis
- Treatment of Men and Women with Glucocorticoid-Induced Osteoporosis

16 HOW SUPPLIED/STORAGE AND HANDLING

- How Supplied
- Storage and Handling

17 PATIENT COUNSELING INFORMATION

* Sections or subsections omitted from the full prescribing information are not listed

FULL PRESCRIBING INFORMATION**1 INDICATIONS AND USAGE**

Teriparatide Injection is indicated:

- For the treatment of postmenopausal women with osteoporosis at high risk for fracture (defined herein as having a history of osteoporotic fracture or multiple risk factors for fracture) or who have failed or are intolerant to other available osteoporosis therapy. In postmenopausal women with osteoporosis, Teriparatide Injection reduces the risk of vertebral and nonvertebral fractures.
- To increase bone mass in men with primary or hypogonadal osteoporosis at high risk for fracture or who have failed or are intolerant to other available osteoporosis therapy.
- For the treatment of men and women with osteoporosis associated with sustained systemic glucocorticoid therapy (daily dosage equivalent to 5 mg or greater of prednisone) at high risk for fracture or who have failed or are intolerant to other available osteoporosis therapy.

2 DOSAGE AND ADMINISTRATION**2.1 Recommended Dosage**

The recommended dosage is 20 mcg per dose given subcutaneously once a day. Instruct patients to take supplemental calcium and vitamin D if daily dietary intake is inadequate.

2.2 Administration Instructions

- Administer Teriparatide Injection as a subcutaneous injection into the thigh or abdominal region. Teriparatide Injection is not approved for intravenous or intramuscular use.
- Teriparatide Injection should be administered initially under circumstances in which the patient can sit or lie down if symptoms of orthostatic hypotension occur [see *Warnings and Precautions* (5.4)].

- Parenteral drug products should be inspected visually for particulate matter and discoloration prior to administration (Teriparatide Injection is a clear and colorless liquid). Do not use if solid particles appear or if the solution is cloudy or colored.
- Patients and/or caregivers who administer Teriparatide Injection should receive appropriate training and instruction on the proper use of the Teriparatide Injection prefilled delivery device (pen) from a qualified health professional.
- Discard the delivery device 28 days after first use.

2.3 Recommended Treatment Duration

Use of Teriparatide Injection for more than 2 years during a patient's lifetime should only be considered if a patient remains at or has returned to having a high risk for fracture [see *Warnings and Precautions* (5.1)].

3 DOSAGE FORMS AND STRENGTHS

Injection: 560 mcg/2.24 mL (250 mcg/mL) clear, colorless solution in a single-patient-use prefilled delivery device (pen) intended to deliver 28 daily doses of 20 mcg.

4 CONTRAINDICATIONS

Teriparatide Injection is contraindicated in patients with hypersensitivity to teriparatide or to any of its excipients. Hypersensitivity reactions have included angioedema and anaphylaxis [see *Adverse Reactions* (6.3)].

5 WARNINGS AND PRECAUTIONS**5.1 Osteosarcoma**

An increase in the incidence of osteosarcoma (a malignant bone tumor) was observed in male and female rats treated with teriparatide. Osteosarcoma has been reported in patients treated with Teriparatide Injection in the post marketing setting; however, an increased risk of osteosarcoma

has not been observed in observational studies in humans. There are limited data assessing the risk of osteosarcoma beyond 2 years of Teriparatide Injection use [see *Dosage and Administration* (2.3), *Adverse Reactions* (6.3), and *Nonclinical Toxicology* (13.1)].

Avoid Teriparatide Injection use in patients with (these patients are at increased baseline risk of osteosarcoma):

- Open epiphyses (pediatric and young adult patients) (Teriparatide Injection is not approved in pediatric patients) [see *Use in Specific Populations* (8.4)].
- Metabolic bone diseases other than osteoporosis, including Paget's disease of the bone.
- Bone metastases or a history of skeletal malignancies.
- Prior external beam or implant radiation therapy involving the skeleton.
- Hereditary disorders predisposing to osteosarcoma.

5.2 Hypercalcemia and Cutaneous Calcification

Hypercalcemia

Teriparatide Injection has not been studied in patients with pre-existing hypercalcemia. Teriparatide Injection may cause hypercalcemia and may exacerbate hypercalcemia in patients with pre-existing hypercalcemia [see *Adverse Reactions* (6.1, 6.3)]. Avoid Teriparatide Injection in patients known to have an underlying hypercalcemic disorder, such as primary hyperparathyroidism.

Risk of Cutaneous Calcification Including Calciphylaxis

Serious reports of calciphylaxis and worsening of previously stable cutaneous calcification have been reported in the post-marketing setting in patients taking Teriparatide Injection. Risk factors for development of calciphylaxis include underlying auto-immune disease, kidney failure, and concomitant warfarin or systemic corticosteroid use. Discontinue Teriparatide Injection in patients who develop calciphylaxis or worsening of previously stable cutaneous calcification.

5.3 Risk of Urolithiasis

In clinical trials, the frequency of urolithiasis was similar in patients treated with Teriparatide Injection and patients treated with placebo. However, Teriparatide Injection has not been studied in patients with active urolithiasis. If Teriparatide Injection-treated patients have pre-existing hypercalciuria or suspected/known active urolithiasis, consider measuring urinary calcium excretion. Consider the risks and benefits of use in patients with active or recent urolithiasis because of the potential to exacerbate this condition.

5.4 Orthostatic Hypotension

Teriparatide Injection should be administered initially under circumstances in which the patient can sit or lie down if symptoms of orthostatic hypotension occur. In short-term clinical pharmacology studies of Teriparatide Injection in healthy volunteers, transient episodes of symptomatic orthostatic hypotension were observed in 5% of volunteers. Typically, these events began within 4 hours of dosing and resolved (without treatment) within a few minutes to a few hours. When transient orthostatic hypotension occurred, it happened within the first several doses, it was relieved by placing the person in a reclining position, and it did not preclude continued treatment.

5.5 Risk of Digoxin Toxicity

Hypercalcemia may predispose patients to digitalis toxicity because Teriparatide Injection transiently increases serum calcium. Consider the potential onset of signs and symptoms of digitalis toxicity when Teriparatide Injection is used in patients receiving digoxin [see *Drug Interactions* (7.1) and *Clinical Pharmacology* (12.3)].

6 ADVERSE REACTIONS

6.1 Clinical Trials Experience

Because clinical studies are conducted under widely varying conditions, adverse reaction rates observed in the clinical studies of a drug cannot be directly compared to rates in the clinical studies of another drug and may not reflect the rates observed in practice.

Men with Primary or Hypogonadal Osteoporosis and Postmenopausal Women with Osteoporosis

The safety of Teriparatide Injection in the treatment of osteoporosis in men and postmenopausal women was assessed in two randomized, double-blind, placebo-controlled trials of 1382 patients (21% men, 79% women) aged 28 to 86 years (mean 67 years) [see *Clinical Studies* (14.1, 14.2)]. The median durations of the trials were 11 months for men and 19 months for women, with 691 patients exposed to Teriparatide Injection and 691 patients to placebo. All patients received 1000 mg of calcium plus at least 400 IU of vitamin D supplementation per day.

The incidence of all-cause mortality was 1% in the Teriparatide Injection group and 1% in the placebo group. The incidence of serious adverse events was 16% in the Teriparatide Injection group and 19% in the placebo group. Early discontinuation due to adverse events occurred in 7% in the Teriparatide Injection group and 6% in the placebo group.

Table 1 lists adverse events from these two trials that occurred in ≥2% of Teriparatide Injection-treated and more frequently than placebo-treated patients.

Table 1: Percentage of Patients with Adverse Events Reported by at Least 2% of Teriparatide Injection-Treated Patients and in More Teriparatide Injection-Treated Patients than Placebo-Treated Patients from the Two Principal Osteoporosis Trials in Women and Men Adverse Events are Shown Without Attribution of Causality

Event Classification	Teriparatide Injection N=691 (%)	Placebo N=691 (%)
Body as a Whole		
Pain	21.3	20.5
Headache	7.5	7.4
Asthenia	8.7	6.8
Neck pain	3.0	2.7
Cardiovascular		
Hypertension	7.1	6.8
Angina pectoris	2.5	1.6
Syncope	2.6	1.4

Event Classification	Teriparatide Injection N=691 (%)	Placebo N=691 (%)
Digestive System		
Nausea	8.5	6.7
Constipation	5.4	4.5
Diarrhea	5.1	4.6
Dyspepsia	5.2	4.1
Vomiting	3.0	2.3
Gastrointestinal disorder	2.3	2.0
Tooth disorder	2.0	1.3
Musculoskeletal		
Arthralgia	10.1	8.4
Leg cramps	2.6	1.3
Nervous System		
Dizziness	8.0	5.4
Depression	4.1	2.7
Insomnia	4.3	3.6
Vertigo	3.8	2.7
Respiratory System		
Rhinitis	9.6	8.8
Cough increased	6.4	5.5
Pharyngitis	5.5	4.8
Dyspnea	3.6	2.6
Pneumonia	3.9	3.3
Skin and Appendages		
Rash	4.9	4.5
Sweating	2.2	1.7

Laboratory Findings

Serum Calcium - Teriparatide Injection transiently increased serum calcium, with the maximal effect observed at approximately 4 to 6 hours post-dose. Serum calcium measured at least 16 hours post-dose was not different from pretreatment levels. In clinical trials, the frequency of at least 1 episode of transient hypercalcemia in the 4 to 6 hours after Teriparatide Injection administration was 11% of women and 6% of men treated with Teriparatide Injection compared to 2% of women and 0% of the men treated with placebo. The percentage of patients treated with Teriparatide Injection whose transient hypercalcemia was verified on consecutive measurements was 3% of women and 1% of men.

Urinary Calcium - Teriparatide Injection increased urinary calcium excretion, but the frequency of hypercalciuria in clinical trials was similar for patients treated with Teriparatide Injection and placebo [see *Clinical Pharmacology* (12.2)].

Serum Uric Acid - Teriparatide Injection increased serum uric acid concentrations. In clinical trials, 3% of Teriparatide Injection-treated patients had serum uric acid concentrations above the upper limit of normal compared with 1% of placebo-treated patients. However, the hyperuricemia did not result in an increase in gout, arthralgia, or urolithiasis.

Renal Function - No clinically important adverse renal effects were observed in clinical studies. Assessments included creatinine clearance; measurements of blood urea nitrogen (BUN), creatinine, and electrolytes in serum; urine specific gravity and pH; and examination of urine sediment.

Men and Women with Glucocorticoid-Induced Osteoporosis

The safety of Teriparatide Injection in the treatment of men and women with glucocorticoid-induced osteoporosis was assessed in a randomized, double-blind, active-controlled trial of 428 patients (19% men, 81% women) aged 22 to 89 years (mean 57 years) treated with ≥5 mg per day prednisone or equivalent for a minimum of 3 months [see *Clinical Studies* (14.3)]. The duration of the trial was 18 months with 214 patients exposed to Teriparatide Injection and 214 patients exposed to an oral daily bisphosphonate (active control). All patients received 1000 mg of calcium plus 800 IU of vitamin D supplementation per day.

There was no increase in mortality in the Teriparatide Injection group compared to the active control group. The incidence of serious adverse events was 21% in Teriparatide Injection patients and 18% in active control patients, and included pneumonia (3% Teriparatide Injection, 1% active control). Early discontinuation because of adverse events occurred in 15% of Teriparatide Injection patients and 12% of active control patients, and included dizziness (2% Teriparatide Injection, 0% active control). Adverse events reported at a higher incidence in the Teriparatide Injection group and with at least a 2% difference in Teriparatide Injection-treated patients compared with active control-treated patients were: nausea (14%, 7%), gastritis (7%, 3%), pneumonia (6%, 3%), dyspnea (6%, 3%), insomnia (5%, 1%), anxiety (4%, 1%), and herpes zoster (3%, 1%), respectively.

6.2 Immunogenicity

As with all peptides, there is potential for immunogenicity. The detection of antibody formation is highly dependent on the sensitivity and specificity of the assay. Additionally, the observed incidence of antibody (including neutralizing antibody) positivity in an assay may be influenced by several factors, including assay methodology, sample handling, timing of sample collection, concomitant medications, and underlying disease. For these reasons, comparison of the incidence of antibodies in the studies described below with the incidence of antibodies in other studies or to other teriparatide products may be misleading.

In the clinical trial of postmenopausal women with osteoporosis [see *Clinical Studies* (14.1)], antibodies that cross reacted with teriparatide were detected in 3% of women (15/541) who received Teriparatide Injection. Generally, antibodies were first detected following 12 months of treatment and diminished after withdrawal of therapy. There was no evidence of hypersensitivity reactions among these patients. Antibody formation did not appear to have effects on serum calcium, or on bone mineral density (BMD) response.

6.3 Postmarketing Experience

Adverse Reactions from Postmarketing Spontaneous Reports

The following adverse reactions have been identified during postapproval use of Teriparatide Injection. Because these reactions are reported voluntarily from a population of uncertain size, it is not always possible to reliably estimate their frequency or establish a causal relationship to drug exposure.

- Cases of bone tumor and osteosarcoma have been reported rarely in the postmarketing period [see *Warnings and Precautions* (5.2)].
- Hypercalcemia greater than 13 mg/dL has been reported with Teriparatide Injection use.

Adverse events reported since market introduction that were temporally related to Teriparatide Injection therapy include the following:

- Allergic Reactions: Anaphylactic reactions, drug hypersensitivity, angioedema, urticaria
- Investigations: Hyperuricemia
- Respiratory System: Acute dyspnea, chest pain
- Musculoskeletal: Muscle spasms of the leg or back
- Other: Injection site reactions including injection site pain, swelling and bruising; oro-facial edema

Adverse Reactions from Observational Studies to Assess Incidence of Osteosarcoma

Two osteosarcoma surveillance safety studies (U.S. claims-based database studies) were designed to obtain data on the incidence rate of osteosarcoma among Teriparatide Injection-treated patients. In these two studies, three and zero osteosarcoma cases were identified among 379,283 and 153,316 Teriparatide Injection users, respectively. The study results suggest a similar risk for osteosarcoma between Teriparatide Injection users and their comparators. However, the interpretation of the study results calls for caution owing to the limitations of the data sources which do not allow for complete measurement and control for confounders.

7 DRUG INTERACTIONS

7.1 Digoxin

Sporadic case reports have suggested that hypercalcemia may predispose patients to digitalis toxicity. Teriparatide Injection may transiently increase serum calcium. Consider the potential onset of signs and symptoms of digitalis toxicity when Teriparatide Injection is used in patients receiving digoxin [see *Warnings and Precaution* (5.5) and *Clinical Pharmacology* (12.3)].

8 USE IN SPECIFIC POPULATIONS

8.1 Pregnancy

Risk Summary

There are no available data on Teriparatide Injection use in pregnant women to evaluate for drug-associated risk of major birth defects, miscarriage, or adverse maternal or fetal outcomes. Consider discontinuing Teriparatide Injection when pregnancy is recognized.

In animal reproduction studies, teriparatide increased skeletal deviations and variations in mouse offspring at subcutaneous doses equivalent to more than 60 times the recommended 20 mcg human daily dose (based on body surface area, mcg/m²), and produced mild growth retardation and reduced motor activity in rat offspring at subcutaneous doses equivalent to more than 120 times the human dose (see *Data*).

The background risk of major birth defects and miscarriage for the indicated population is unknown. The background risk in the US general population of major birth defects is 2% to 4% and of miscarriage is 15% to 20% of clinically recognized pregnancies.

Data

Animal Data

In animal reproduction studies, pregnant mice received teriparatide during organogenesis at subcutaneous doses equivalent to 8 to 267 times the human dose (based on body surface area, mcg/m²). At subcutaneous doses ≥60 times the human dose, the fetuses showed an increased incidence of skeletal deviations or variations (interrupted rib, extra vertebra or rib). When pregnant rats received teriparatide during organogenesis at subcutaneous doses 16 to 540 times the human dose, the fetuses showed no abnormal findings.

In a perinatal/postnatal study in pregnant rats dosed subcutaneously from organogenesis through lactation, mild growth retardation was observed in female offspring at doses ≥120 times the human dose. Mild growth retardation in male offspring and reduced motor activity in both male and female offspring were observed at maternal doses of 540 times the human dose. There were no developmental or reproductive effects in mice or rats at doses 8 or 16 times the human dose, respectively.

8.2 Lactation

Risk Summary

It is not known whether teriparatide is excreted in human milk, affects human milk production, or has effects on the breastfed infant. Avoid Teriparatide Injection use in women who are breastfeeding.

8.4 Pediatric Use

The safety and effectiveness of Teriparatide Injection have not been established in pediatric patients. Pediatric patients are at higher baseline risk of osteosarcoma because of open epiphyses [see *Warnings and Precautions* (5.1)].

8.5 Geriatric Use

Of the patients who received Teriparatide Injection in the osteoporosis trial of 1637 postmenopausal women, 75% were 65 years of age and older and 23% were 75 years of age and older. Of the patients who received Teriparatide Injection in the trial of 437 men with primary or hypogonadal osteoporosis, 39% were 65 years of age and over and 13% were 75 years of age and over. Of the 214 patients who received Teriparatide Injection in the glucocorticoid induced osteoporosis trial, 28% were 65 years of age and older and 9% were 75 years of age and older. No overall differences in safety or effectiveness of Teriparatide Injection have been observed between patients 65 years of age and older and younger adult patients.

8.6 Hepatic Impairment

No studies have been performed in patients with hepatic impairment [see *Clinical Pharmacology* (12.3)].

8.7 Renal Impairment

In 5 patients with severe renal impairment (CrCl<30 mL/minute), the AUC and T_{1/2} of teriparatide were increased by 73% and 77%, respectively. Maximum serum concentration of teriparatide was not increased. It is unknown whether Teriparatide Injection alters the underlying metabolic bone disease seen in chronic renal impairment [see *Clinical Pharmacology* (12.3)].

10 OVERDOSAGE

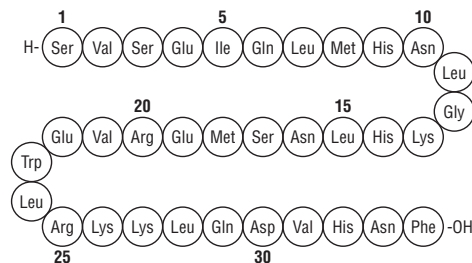
In postmarketing spontaneous reports, there have been cases of medication errors in which the entire contents (up to 800 mcg) (40 times the recommended dose) of the Teriparatide Injection prefilled delivery device (pen) have been administered as a single dose. Transient events reported have included nausea, weakness/lethargy and hypotension. No fatalities associated with overdose have been reported. Additional signs, symptoms, and complications of Teriparatide Injection overdose may include a delayed hypercalcemic effect, vomiting, dizziness, and headache.

Overdose Management - There is no specific antidote for a Teriparatide Injection overdose. Treatment of suspected overdose should include discontinuation of Teriparatide Injection, monitoring of serum calcium and phosphorus, and implementation of appropriate supportive measures, such as hydration.

11 DESCRIPTION

Teriparatide Injection, USP is a chemically synthesized human parathyroid hormone analog (PTH 1-34). It has an identical sequence to the 34 N-terminal amino acids (the biologically active region) of the 84-amino acid human parathyroid hormone.

The molecular formula of teriparatide, USP is C₁₈₁H₂₉₁N₂₅O₅₁S₂ and molecular weight is 4117.8 daltons. Its amino acid sequence is shown below:



Teriparatide, USP is manufactured by chemical synthesis.

Teriparatide Injection, USP is supplied as a sterile, colorless, clear, isotonic solution in a glass cartridge which is pre-assembled into a single-patient-use delivery device (pen) for subcutaneous injection. Each delivery device (pen) is filled with volume to allow delivery of 2.24 mL. Each mL contains 250 mcg of teriparatide, USP (corrected for acetate, and water content), 0.41 mg of glacial acetic acid, 0.166 mg of sodium acetate (trihydrate), 45.4 mg of mannitol, 3 mg of metacresol, and water for injection. In addition, hydrochloric acid solution 10% and/or sodium hydroxide solution 10% may have been added to adjust the pH to 3.8 to 4.5.

Each prefilled delivery device (pen) delivers 20 mcg of teriparatide, USP per dose for up to 28 days. Each device contains additional volume to allow troubleshooting of the device 2 times.

12 CLINICAL PHARMACOLOGY

12.1 Mechanism of Action

Endogenous 84-amino acid parathyroid hormone (PTH) is the primary regulator of calcium and phosphate metabolism in bone and kidney. Physiological actions of PTH include regulation of bone metabolism, renal tubular reabsorption of calcium and phosphate, and intestinal calcium absorption. The biological actions of PTH and teriparatide are mediated through binding to specific high-affinity cell-surface receptors. Teriparatide and the 34 N-terminal amino acids of PTH bind to these receptors with the same affinity and have the same physiological actions on bone and kidney. Teriparatide is not expected to accumulate in bone or other tissues.

The skeletal effects of teriparatide depend upon the pattern of systemic exposure. Once-daily administration of teriparatide stimulates new bone formation on trabecular and cortical (periosteal and/or endosteal) bone surfaces by preferential stimulation of osteoblastic activity over osteoclastic activity. In monkey studies, teriparatide improved trabecular microarchitecture and increased bone mass and strength by stimulating new bone formation in both cancellous and cortical bone. In humans, the anabolic effects of teriparatide manifest as an increase in skeletal mass, an increase in markers of bone formation and resorption, and an increase in bone strength. By contrast, continuous excess of endogenous PTH, as occurs in hyperparathyroidism, may be detrimental to the skeleton because bone resorption may be stimulated more than bone formation.

12.2 Pharmacodynamics

Pharmacodynamics in Men with Primary or Hypogonadal Osteoporosis and Postmenopausal Women with Osteoporosis

Effects on Mineral Metabolism - Teriparatide affects calcium and phosphorus metabolism in a pattern consistent with the known actions of endogenous PTH (e.g., increases serum calcium and decreases serum phosphorus).

Serum Calcium Concentrations - When teriparatide 20 mcg was administered once daily, the serum calcium concentration increased transiently, beginning approximately 2 hours after dosing and reaching a maximum concentration between 4 and 6 hours (median increase, 0.4 mg/dL). The serum calcium concentration began to decline approximately 6 hours after dosing and returned to baseline by 16 to 24 hours after each dose.

In a clinical study of postmenopausal women with osteoporosis, the median peak serum calcium concentration measured 4 to 6 hours after dosing with Teriparatide Injection (20 mcg subcutaneous once daily) was 9.68 mg/dL at 12 months. The peak serum calcium remained below 11 mg/dL in >99% of women at each visit. Sustained hypercalcemia was not observed.

In this study, 11.1% of women treated with Teriparatide Injection had at least 1 serum calcium value above the upper limit of normal (ULN) (10.6 mg/dL) compared with 1.5% of women treated with placebo. The percentage of women treated with Teriparatide Injection whose serum calcium was above the ULN on consecutive 4- to 6-hour post-dose measurements was 3% compared with 0.2% of women treated with placebo. In these women, calcium supplements and/or Teriparatide Injection doses were reduced. The timing of these dose reductions was at the discretion of the investigator. Teriparatide Injection dose adjustments were made at varying intervals after the first observation of increased serum calcium (median 21 weeks). During these intervals, there was no evidence of progressive increases in serum calcium.

In a clinical study of men with either primary or hypogonadal osteoporosis, the effects on serum calcium were similar to those observed in postmenopausal women. The median peak serum

calcium concentration measured 4 to 6 hours after dosing with Teriparatide Injection was 9.44 mg/dL at 12 months. The peak serum calcium remained below 11 mg/dL in 98% of men at each visit. Sustained hypercalcemia was not observed.

In this study, 6% of men treated with Teriparatide Injection daily had at least 1 serum calcium value above the ULN (10.6 mg/dL) compared with none of the men treated with placebo. The percentage of men treated with Teriparatide Injection whose serum calcium was above the ULN on consecutive measurements was 1.3% (2 men) compared with none of the men treated with placebo. Calcium supplementation was reduced in these men [see *Warnings and Precautions (5.2) and Adverse Reactions (6.1)*].

In a clinical study of women previously treated for 18 to 39 months with raloxifene (n=26) or alendronate (n=33), mean serum calcium >12 hours after Teriparatide Injection treatment was increased by 0.36 to 0.56 mg/dL, after 1 to 6 months of Teriparatide Injection treatment compared with baseline. Of the women pretreated with raloxifene, 3 (11.5%) had a serum calcium >11 mg/dL, and of those pretreated with alendronate, 3 (9.1%) had a serum calcium >11 mg/dL. The highest serum calcium reported was 12.5 mg/dL. None of the women had symptoms of hypercalcemia. There were no placebo controls in this study.

In the study of patients with glucocorticoid-induced osteoporosis, the effects of Teriparatide Injection on serum calcium were similar to those observed in postmenopausal women with osteoporosis not taking glucocorticoids.

Urinary Calcium Excretion - In a clinical study of postmenopausal women with osteoporosis who received 1000 mg of supplemental calcium and at least 400 IU of vitamin D, daily Teriparatide Injection increased urinary calcium excretion. The median urinary excretion of calcium was 190 mg/day at 6 months and 170 mg/day at 12 months. These levels were 30 mg/day and 12 mg/day higher, respectively, than in women treated with placebo. The incidence of hypercalciuria (>300 mg/day) was similar in the women treated with Teriparatide Injection or placebo.

In a clinical study of men with either primary or hypogonadal osteoporosis who received 1000 mg of supplemental calcium and at least 400 IU of vitamin D, daily Teriparatide Injection had inconsistent effects on urinary calcium excretion. The median urinary excretion of calcium was 220 mg/day at 1 month and 210 mg/day at 6 months. These levels were 20 mg/day higher and 8 mg/day lower, respectively, than in men treated with placebo. The incidence of hypercalciuria (>300 mg/day) was similar in the men treated with Teriparatide Injection or placebo.

Phosphorus and Vitamin D - In single-dose studies, teriparatide produced transient phosphaturia and mild transient reductions in serum phosphorus concentration. However, hypophosphatemia (<2.4 mg/dL) was not observed in clinical trials with Teriparatide Injection.

In clinical trials of daily Teriparatide Injection, the median serum concentration of 1,25-dihydroxyvitamin D was increased at 12 months by 19% in women and 14% in men, compared with baseline. In the placebo group, this concentration decreased by 2% in women and increased by 5% in men. The median serum 25-hydroxyvitamin D concentration at 12 months was decreased by 19% in women and 10% in men compared with baseline. In the placebo group, this concentration was unchanged in women and increased by 1% in men.

In the study of patients with glucocorticoid-induced osteoporosis, the effects of Teriparatide Injection on serum phosphorus were similar to those observed in postmenopausal women with osteoporosis not taking glucocorticoids.

Effects on Markers of Bone Turnover - Daily administration of Teriparatide Injection to men and postmenopausal women with osteoporosis in clinical studies stimulated bone formation, as shown by increases in the formation markers serum bone-specific alkaline phosphatase (BSAP) and procollagen 1 carboxy-terminal propeptide (PICP). Data on biochemical markers of bone turnover were available for the first 12 months of treatment. Peak concentrations of PICP at 1 month of treatment were approximately 41% above baseline, followed by a decline to near-baseline values by 12 months. BSAP concentrations increased by 1 month of treatment and continued to rise more slowly from 6 through 12 months. The maximum increases of BSAP were 45% above baseline in women and 23% in men. After discontinuation of therapy, BSAP concentrations returned toward baseline. The increases in formation markers were accompanied by secondary increases in the markers of bone resorption: urinary N-telopeptide (NTX) and urinary deoxypyridinoline (DPD), consistent with the physiological coupling of bone formation and resorption in skeletal remodeling. Changes in BSAP, NTX, and DPD were lower in men than in women, possibly because of lower systemic exposure to teriparatide in men.

In the study of patients with glucocorticoid-induced osteoporosis, the effects of Teriparatide Injection on serum markers of bone turnover were similar to those observed in postmenopausal women with osteoporosis not taking glucocorticoids.

12.3 Pharmacokinetics

Absorption - Teriparatide is absorbed after subcutaneous injection; the absolute bioavailability is approximately 95% based on pooled data from 20-, 40-, and 80- mcg doses (1-, 2-, and 4- times the recommended dosage, respectively). The peptide reaches peak serum concentrations about 30 minutes after subcutaneous injection of a 20-mcg dose and declines to non-quantifiable concentrations within 3 hours.

Distribution - Volume of distribution following intravenous injection is approximately 0.12 L/kg.

Elimination - Systemic clearance of teriparatide (approximately 62 L/hour in women and 94 L/hour in men) exceeds the rate of normal liver plasma flow, consistent with both hepatic and extra-hepatic clearance. The half-life of teriparatide in serum was approximately 1 hour when administered by subcutaneous injection.

No metabolism or excretion studies have been performed with teriparatide. Peripheral metabolism of PTH is believed to occur by non-specific enzymatic mechanisms in the liver followed by excretion via the kidneys.

Specific Populations

Geriatric Patients - No age-related differences in teriparatide pharmacokinetics were detected (range 31 to 85 years).

Male and Female Patients - Although systemic exposure to teriparatide was approximately 20% to 30% lower in men than women, the recommended dosage for men and women is the same.

Racial Groups - The influence of race has not been determined.

Patients with Renal Impairment - No pharmacokinetic differences were identified in 11 patients with creatinine clearance (CrCl) 30 to 72 mL/minute administered a single dose of teriparatide. In 5 patients with severe renal impairment (CrCl<30 mL/minute), the AUC and $T_{1/2}$ of teriparatide were increased by 73% and 77%, respectively. Maximum serum concentration of teriparatide was not increased. No studies have been performed in patients undergoing dialysis for chronic renal failure.

Patients with Hepatic Impairment - No studies have been performed in patients with hepatic impairment. Non-specific proteolytic enzymes in the liver (possibly Kupffer cells) cleave PTH(1-34) and PTH(1-84) into fragments that are cleared from the circulation mainly by the kidney.

Drug Interaction Studies

Digoxin - In a study of 15 healthy people administered digoxin daily to steady state, a single Teriparatide Injection dose did not alter the effect of digoxin on the systolic time interval (from electrocardiographic Q-wave onset to aortic valve closure, a measure of digoxin's calcium-mediated cardiac effect).

Hydrochlorothiazide - In a study of 20 healthy people, the coadministration of hydrochlorothiazide 25 mg with 40 mcg of Teriparatide Injection (2 times the recommended dose) did not affect the serum calcium response to Teriparatide Injection. The 24-hour urine excretion of calcium was reduced by a clinically unimportant amount (15%). The effect of coadministration of a higher dose of hydrochlorothiazide with Teriparatide Injection on serum calcium levels has not been studied.

Furosemide - In a study of 9 healthy people and 17 patients with CrCl 13 to 72 mL/minute, coadministration of intravenous furosemide (20 to 100 mg) with Teriparatide Injection 40 mcg (2 times the recommended dose) resulted in small increases in the serum calcium (2%) and 24-hour urine calcium (37%); however, these changes did not appear to be clinically important.

13 NONCLINICAL TOXICOLOGY

13.1 Carcinogenesis, Mutagenesis, Impairment of Fertility

Carcinogenesis
Two carcinogenicity bioassays were conducted in Fischer 344 rats. In the first study, male and female rats were given daily subcutaneous teriparatide injections of 5, 30, or 75 mcg/kg/day for 24 months from 2 months of age. These doses resulted in rat systemic exposures that were 3, 20, and 60 times higher than the systemic exposure observed in humans, respectively, following a subcutaneous dose of 20 mcg (based on AUC comparison). Teriparatide treatment resulted in a marked dose-related increase in the incidence of osteosarcoma, a rare malignant bone tumor, in both male and female rats. Osteosarcomas were observed at all doses and the incidence reached 40% to 50% in the high-dose groups. Teriparatide also caused a dose-related increase in osteoblastoma and osteoma in both sexes. No osteosarcomas, osteoblastomas or osteomas were observed in untreated control rats. The bone tumors in rats occurred in association with a large increase in bone mass and focal osteoblast hyperplasia.

The second 2-year study was carried out in order to determine the effect of treatment duration and animal age on the development of bone tumors. Female rats were treated for different periods between 2 and 26 months of age with subcutaneous teriparatide doses of 5 and 30 mcg/kg (equivalent to 3 and 20 times the human exposure at the 20-mcg dose, respectively, based on AUC comparison). The study showed that the occurrence of osteosarcoma, osteoblastoma and osteoma was dependent upon dose and duration of teriparatide exposure. Bone tumors were observed when immature 2-month old rats were treated with 30 mcg/kg/day of teriparatide for 24 months or with 5 or 30 mcg/kg/day of teriparatide for 6 months. Bone tumors were also observed when mature 6-month old rats were treated with 30 mcg/kg/day of teriparatide for 6 or 20 months. Tumors were not detected when mature 6-month old rats were treated with 5 mcg/kg/day of teriparatide for 6 or 20 months. The results did not demonstrate a difference in susceptibility to bone tumor formation, associated with teriparatide treatment, between mature and immature rats.

No bone tumors were detected in a long-term monkey study [see *Nonclinical Toxicology (13.2)*].

Mutagenesis

Teriparatide was not genotoxic in any of the following test systems: the Ames test for bacterial mutagenesis; the mouse lymphoma assay for mammalian cell mutation; the chromosomal aberration assay in Chinese hamster ovary cells, with and without metabolic activation; and the in vivo micronucleus test in mice.

Impairment of Fertility

No effects on fertility were observed in male and female rats given subcutaneous teriparatide doses of 30, 100, or 300 mcg/kg/day prior to mating and in females continuing through gestation Day 6 (16 to 160 times the human dose of 20 mcg based on surface area, mcg/m²).

13.2 Animal Toxicology

In single-dose rodent studies using subcutaneous injection of teriparatide, no mortality was seen in rats given doses of 1000 mcg/kg (540 times the human dose based on surface area, mcg/m²) or in mice given 10,000 mcg/kg (2700 times the human dose based on surface area, mcg/m²).

In a long-term study, skeletally mature ovariectomized female monkeys (N=30 per treatment group) were given either daily subcutaneous teriparatide injections of 5 mcg/kg or vehicle. Following the 18-month treatment period, the monkeys were removed from teriparatide treatment and were observed for an additional 3 years. The 5 mcg/kg dose resulted in systemic exposures that were approximately 6 times higher than the systemic exposure observed in humans following a subcutaneous dose of 20 mcg (based on AUC comparison). Bone tumors were not detected by radiographic or histologic evaluation in any monkey in the study.

14 CLINICAL STUDIES

14.1 Treatment of Osteoporosis in Postmenopausal Women

The safety and efficacy of once-daily Teriparatide Injection, median exposure of 19 months, were examined in a double-blind, multicenter, placebo-controlled clinical study of 1637 postmenopausal women with osteoporosis. In this study 541 postmenopausal women were treated with 20 mcg Teriparatide Injection subcutaneously once daily.

All women received 1000 mg of calcium and at least 400 IU of vitamin D per day. Baseline and endpoint spinal radiographs were evaluated using the semiquantitative scoring. Ninety percent of the women in the study had 1 or more radiographically diagnosed vertebral fractures at baseline. The primary efficacy endpoint was the occurrence of new radiographically diagnosed vertebral fractures defined as changes in the height of previously undeformed vertebrae. Such fractures are not necessarily symptomatic.

Effect on Fracture Incidence

New Vertebral Fractures - Teriparatide Injection, when taken with calcium and vitamin D and compared with calcium and vitamin D alone, reduced the risk of 1 or more new vertebral fractures from 14.3% of women in the placebo group to 5.0% in the Teriparatide Injection group (444 of the 541 patients treated with 20 mcg once daily of Teriparatide Injection were included in this analysis). This difference was statistically significant (p<0.001); the absolute reduction in risk was 9.3% and the relative reduction was 65%. Teriparatide Injection was effective in reducing the risk for vertebral fractures regardless of age, baseline rate of bone turnover, or baseline BMD (see Table 2).

Table 2: Effect of Teriparatide Injection on Risk of Vertebral Fractures in Postmenopausal Women with Osteoporosis

	Percent of Women With Fracture			
	Teriparatide Injection (N=444)	Placebo (N=448)	Absolute Risk Reduction (%; 95% CI)	Relative Risk Reduction (%; 95% CI)
New fracture (≥1)	5.0 ^a	14.3	9.3 (5.5-13.1)	65 (45-78)
1 fracture	3.8	9.4		
2 fractures	0.9	2.9		
≥3 fractures	0.2	2.0		

^ap<0.001 compared with placebo.

New Nonvertebral Osteoporotic Fractures - Teriparatide Injection significantly reduced the risk of any nonvertebral fracture from 5.5% in the placebo group to 2.6% in the Teriparatide Injection group (p<0.05). The absolute reduction in risk was 2.9% and the relative reduction was 53%. The incidence of new nonvertebral fractures in the Teriparatide Injection group compared with the placebo group was ankle/foot (0.2%, 0.7%), hip (0.2%, 0.7%), humerus (0.4%, 0.4%), pelvis (0%, 0.6%), ribs (0.6%, 0.9%), wrist (0.4%, 1.3%), and other sites (1.1%, 1.5%), respectively. The cumulative percentage of postmenopausal women with osteoporosis who sustained new nonvertebral fractures was lower in women treated with Teriparatide Injection than in women treated with placebo (see Figure 1).

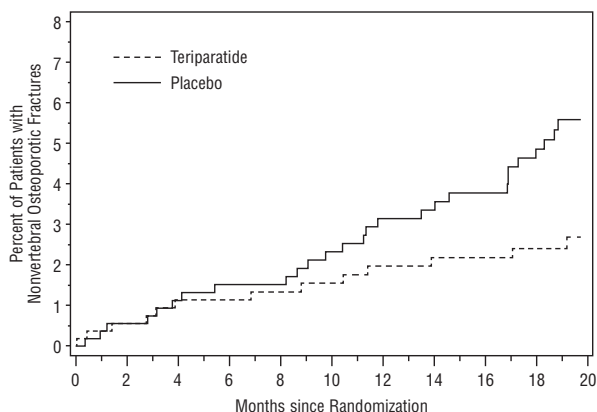


Figure 1: Cumulative Percentage of Postmenopausal Women with Osteoporosis Sustaining New Nonvertebral Osteoporotic Fractures

Effect on Bone Mineral Density (BMD)

Teriparatide Injection increased lumbar spine BMD in postmenopausal women with osteoporosis. Statistically significant increases were seen at 3 months and continued throughout the treatment period. Postmenopausal women with osteoporosis who were treated with Teriparatide Injection had statistically significant increases in BMD from baseline to endpoint at the lumbar spine, femoral neck, total hip, and total body (see Table 3).

Table 3: Mean Percent Change in BMD from Baseline to Endpoint^a in Postmenopausal Women with Osteoporosis, Treated with Teriparatide Injection or Placebo for a Median of 19 Months

	Teriparatide Injection (N=541)	Placebo (N=544)
Lumbar spine BMD	9.7 ^b	1.1
Femoral neck BMD	2.8 ^c	-0.7
Total hip BMD	2.6 ^c	-1.0
Trochanter BMD	3.5 ^c	-0.2
Intertrochanter BMD	2.6 ^c	-1.3
Ward's triangle BMD	4.2 ^c	-0.8
Total body BMD	0.6 ^c	-0.5
Distal 1/3 radius BMD	-2.1	-1.3
Ultradistal radius BMD	-0.1	-1.6

^a Intent-to-treat analysis, last observation carried forward.

^b p<0.001 compared with placebo.

^c p<0.05 compared with placebo.

Teriparatide Injection treatment increased lumbar spine BMD from baseline in 96% of postmenopausal women treated. Seventy-two percent of patients treated with Teriparatide Injection achieved at least a 5% increase in spine BMD, and 44% gained 10% or more.

Both treatment groups lost height during the trial. The mean decreases were 3.61 and 2.81 mm in the placebo and Teriparatide Injection groups, respectively.

Bone Histology

The effects of Teriparatide Injection on bone histology were evaluated in iliac crest biopsies of 35 postmenopausal women treated for 12 to 24 months with calcium and vitamin D and Teriparatide Injection. Normal mineralization was observed with no evidence of cellular toxicity. The new bone formed with Teriparatide Injection was of normal quality (as evidenced by the absence of woven bone and marrow fibrosis).

14.2 Treatment to Increase Bone Mass in Men with Primary or Hypogonadal Osteoporosis

The safety and efficacy of once-daily Teriparatide Injection, median exposure of 10 months, were examined in a double-blind, multicenter, placebo-controlled clinical study of 437 men with either

primary (idiopathic) or hypogonadal osteoporosis. In this study, 151 men received 20 mcg of Teriparatide Injection given subcutaneously once daily. All men received 1000 mg of calcium and at least 400 IU of vitamin D per day. The primary efficacy endpoint was change in lumbar spine BMD. Teriparatide Injection increased lumbar spine BMD in men with primary or hypogonadal osteoporosis. Statistically significant increases were seen at 3 months and continued throughout the treatment period. Teriparatide Injection was effective in increasing lumbar spine BMD regardless of age, baseline rate of bone turnover, and baseline BMD. The effects of Teriparatide Injection at additional skeletal sites are shown in Table 4.

Teriparatide Injection treatment for a median of 10 months increased lumbar spine BMD from baseline in 94% of men treated. Fifty-three percent of patients treated with Teriparatide Injection achieved at least a 5% increase in spine BMD, and 14% gained 10% or more.

Table 4: Mean Percent Change in BMD from Baseline to Endpoint^a in Men with Primary or Hypogonadal Osteoporosis, Treated with Teriparatide Injection or Placebo for a Median of 10 Months

	Teriparatide Injection (N=151)	Placebo (N=147)
Lumbar spine BMD	5.9 ^b	0.5
Femoral neck BMD	1.5 ^c	0.3
Total hip BMD	1.2	0.5
Trochanter BMD	1.3	1.1
Intertrochanter BMD	1.2	0.6
Ward's triangle BMD	2.8	1.1
Total body BMD	0.4	-0.4
Distal 1/3 radius BMD	-0.5	-0.2
Ultradistal radius BMD	-0.5	-0.3

^a Intent-to-treat analysis, last observation carried forward.

^b p<0.001 compared with placebo.

^c p<0.05 compared with placebo.

14.3 Treatment of Men and Women with Glucocorticoid-Induced Osteoporosis

The efficacy of Teriparatide Injection for treating glucocorticoid-induced osteoporosis was assessed in a randomized, double-blind, active-controlled trial of 428 patients (19% men, 81% women) aged 22 to 89 years (mean 57 years) treated with ≥5 mg/day prednisone or equivalent for a minimum of 3 months. The duration of the trial was 18 months. In the trial 214 patients were treated with Teriparatide Injection 20 mcg given subcutaneously once daily. In the Teriparatide Injection group, the baseline median glucocorticoid dose was 7.5 mg/day and the baseline median duration of glucocorticoid use was 1.5 years. The mean (SD) baseline lumbar spine BMD was 0.85 ± 0.13 g/cm² and lumbar spine BMD T-score was -2.5 ± 1 (number of standard deviations below the mean BMD value for healthy adults). A total of 30% of patients had prevalent vertebral fracture(s) and 43% had prior non-vertebral fracture(s). The patients had chronic rheumatologic, respiratory or other diseases that required sustained glucocorticoid therapy. All patients received 1000 mg of calcium plus 800 IU of vitamin D supplementation per day.

Because of differences in mechanism of action (anabolic vs. anti-resorptive) and lack of clarity regarding differences in BMD as an adequate predictor of fracture efficacy, data on the active comparator are not presented.

Effect on Bone Mineral Density (BMD)

In patients with glucocorticoid-induced osteoporosis, Teriparatide Injection increased lumbar spine BMD compared with baseline at 3 months through 18 months of treatment. In patients treated with Teriparatide Injection, the mean percent change in BMD from baseline to endpoint was 7.2% at the lumbar spine, 3.6% at the total hip, and 3.7% at the femoral neck (p <0.001 all sites). The relative treatment effects of Teriparatide Injection were consistent in subgroups defined by gender, age, geographic region, body mass index, underlying disease, prevalent vertebral fracture, baseline glucocorticoid dose, prior bisphosphonate use, and glucocorticoid discontinuation during trial.

16 HOW SUPPLIED/STORAGE AND HANDLING

16.1 How Supplied

Teriparatide Injection, USP is a clear and colorless solution, available as single-patient-use prefilled delivery device (pen) in the following package size:

- 560 mcg/2.24 mL (250 mcg/mL) [intended to deliver 28 daily doses of 20 mcg] NDC 0093-1106-16.

16.2 Storage and Handling

- Store Teriparatide Injection, USP under refrigeration at 2° to 8°C (36° to 46°F) at all times except when administering the product.
- Recap the delivery device (pen) when not in use to protect the cartridge from physical damage and light.
- When using Teriparatide Injection, USP, minimize the time out of the refrigerator; deliver the dose immediately following removal from the refrigerator.
- Do not freeze. Do not use Teriparatide Injection, USP if it has been frozen.
- Throw away the device 28 days after first use.

17 PATIENT COUNSELING INFORMATION

Advise the patient to read the FDA-approved patient labeling (Medication Guide and the User Manual) before starting Teriparatide Injection and each time the prescription is renewed. Failure to follow the instructions may result in inaccurate dosing.

Osteosarcoma

Patients should be made aware that in rats, teriparatide caused an increase in the incidence of osteosarcoma (a malignant bone tumor). Although cases of osteosarcoma have been reported in patients using Teriparatide Injection no increased risk of osteosarcoma was observed in adult humans treated with Teriparatide Injection [see Warnings and Precautions (5.1)].

Hypercalcemia

Instruct patients taking Teriparatide Injection to contact a health care provider if they develop persistent symptoms of hypercalcemia (e.g., nausea, vomiting, constipation, lethargy, muscle weakness) [see Warnings and Precautions (5.2)].

Orthostatic Hypotension

When initiating Teriparatide Injection treatment, instruct patients to be prepared to immediately sit or lie down during or after administration in case they feel lightheaded or have palpitations after the injection. Instruct patients to sit or lie down until the symptoms resolve. If symptoms persist or worsen, instruct patients to consult a healthcare provider before continuing treatment [see *Warnings and Precautions (5.4)*].

Other Osteoporosis Treatment Modalities

Patients should be informed regarding the roles of supplemental calcium and/or vitamin D.

Use of the Prefilled Delivery Device (Pen)

Instruct patients and caregivers who administer Teriparatide Injection on how to properly use the delivery device (*refer to User Manual*), to properly dispose of needles, and not to share their prefilled delivery device with other patients. Instruct patients and caregivers who administer Teriparatide Injection that the contents of the delivery device should not be transferred to a syringe.

Inform patients that each Teriparatide Injection delivery device can be used up to 28 days after first use. After the 28-day use period, instruct patients to discard the Teriparatide Injection delivery device, even if it still contains some unused solution. Instruct patients not to use Teriparatide Injection after the expiration date printed on the delivery device and packaging.

Manufactured In Croatia By:

Pliva Hrvatska d.o.o.

Zagreb, Croatia

Manufactured For:

Teva Pharmaceuticals

Parsippany, NJ 07054

Rev. A 9/2024

MEDICATION GUIDE
Teriparatide (ter" i par' a tide) Injection
for subcutaneous use

Read this Medication Guide before you start using Teriparatide Injection and each time you get a refill. There may be new information. Also, read the User Manual that comes with the Teriparatide Injection delivery device (pen) for information on how to use the device to inject your medicine the right way. This Medication Guide does not take the place of talking with your healthcare provider about your medical condition or your treatment.

What is the most important information I should know about Teriparatide Injection?

Possible bone cancer. During drug testing, the medicine in Teriparatide Injection caused some rats to develop a bone cancer called osteosarcoma. Studies in people have not shown that Teriparatide Injection increases your chance of getting osteosarcoma. There is little information about the chance of getting osteosarcoma in patients using Teriparatide Injection beyond 2 years.

What is Teriparatide Injection?

Teriparatide Injection is a prescription medicine used to:

- treat postmenopausal women who have osteoporosis who are at high risk for having broken bones (fractures) or who cannot use other osteoporosis treatments. Teriparatide Injection can lessen the chance of broken bones (fractures) in the spine and other bones in postmenopausal women with osteoporosis.
- increase the bone mass in men with primary or hypogonadal osteoporosis who are at high risk for having broken bones (fractures) or who cannot use other osteoporosis treatments.
- treat both men and women with osteoporosis due to use of glucocorticoid medicines, such as prednisone, for several months, who are at high risk for having broken bones (fractures) or who cannot use other osteoporosis treatments.

It is not known if Teriparatide Injection is safe and effective in children.

Teriparatide Injection should not be used in children and young adults whose bones are still growing.

Who should not use Teriparatide Injection?

Do not use Teriparatide Injection if you:

- are allergic to any of the ingredients in Teriparatide Injection. See the end of this Medication Guide for a complete list of the ingredients in Teriparatide Injection.

Symptoms of a serious allergic reaction of Teriparatide Injection may include swelling of the face, lips, tongue or throat that may cause difficulty in breathing or swallowing. Call your healthcare provider right away or get emergency medical help if you get any of these symptoms.

What should I tell my healthcare provider before using Teriparatide Injection?

Before you use Teriparatide Injection, tell your healthcare provider about all of your medical conditions, including if you:

- have a certain bone disease called Paget's disease or other bone disease.
- have bone cancer or have had a history of bone cancer.
- are a young adult whose bones are still growing.
- have had radiation therapy.
- are affected with a condition that runs in your family that can increase your chance of getting cancer in your bones.
- have or have had too much calcium in your blood (hypercalcemia).
- have or have had a skin condition with painful sores or wounds caused by too much calcium.
- have or have had kidney stones.
- take medicines that contain digoxin.
- are pregnant or plan to become pregnant. It is not known if Teriparatide Injection will harm your unborn baby.
- are breastfeeding or plan to breastfeed. It is not known if Teriparatide passes into your breastmilk. You should not breastfeed while taking Teriparatide Injection.

Tell your healthcare provider about all the medicines you take including prescription and over-the-counter medicines, vitamins, and herbal supplements. Know the medicines you take. Keep a list of them to show your healthcare provider and pharmacist when you get a new medicine.

How should I use Teriparatide Injection?

- Read the detailed Instructions for Use (User Manual) included with your Teriparatide Injection delivery device.
- Use Teriparatide Injection exactly as your healthcare provider tells you to. Your healthcare provider will tell you how much Teriparatide Injection to use and when to use it.
- Before you try to inject Teriparatide Injection yourself, a healthcare provider should teach you how to use the Teriparatide Injection delivery device to give your injection the right way.
- Inject Teriparatide Injection 1 time each day in your thigh or abdomen (lower stomach area). Do not inject into a vein or a muscle. Talk to a healthcare provider about how to rotate injection sites.
- The Teriparatide Injection delivery device has enough medicine for 28 days. It is set to give a 20-microgram dose of medicine each day. Do not inject all the medicine in the Teriparatide Injection delivery device at any one time.
- Do not transfer the medicine from the Teriparatide Injection delivery device to a syringe. This can result in taking the wrong dose of Teriparatide Injection. If you do not have pen needles to use with your Teriparatide Injection delivery device, talk with your healthcare provider.
- Teriparatide Injection should look clear and colorless. Do not use Teriparatide Injection if it has particles in it, or if it is cloudy or colored.
- Inject Teriparatide Injection right away after you take the delivery device out of the refrigerator.
- After each use, safely remove the needle, recap the delivery device, and put it back in the refrigerator right away.
- When you inject the first few doses of Teriparatide Injection, make sure you are in a place where you can sit or lie down right away in case you feel dizzy or have an abnormal heartbeat after the injection.
- Do not take more than 1 injection in the same day. • Do not share your Teriparatide Injection delivery device with other people.
- If you take more Teriparatide Injection than prescribed, call your healthcare provider. If you take too much Teriparatide Injection, you may have nausea, vomiting, weakness, or dizziness.
- You should not use Teriparatide Injection for more than 2 years over your lifetime unless your healthcare provider finds that you need longer treatment because you have a high chance of breaking your bones.

If your healthcare provider recommends calcium and vitamin D supplements, you can take them at the same time you take Teriparatide Injection.

What are the possible side effects of Teriparatide Injection?

Teriparatide Injection may cause serious side effects including:

- See "What is the most important information I should know about Teriparatide Injection?"
- **Bone cancer (osteosarcoma):** Tell your healthcare provider right away if you have pain in your bones, pain in any areas of your body that does not go away, or any new or unusual lumps or swelling under your skin that is tender to touch.
- **Increased calcium in your blood.** Tell your healthcare provider if you have nausea, vomiting, constipation, low energy, or muscle weakness. These may be signs there is too much calcium in your blood.
- **Worsening of your kidney stones.** If you have or have had kidney stones your healthcare provider may check the calcium levels in your urine while you use Teriparatide Injection to see if there is worsening of this condition.
- **Decrease in blood pressure when you change positions.** Some people may feel dizzy, get a fast heartbeat, or feel light-headed right after the first few doses of Teriparatide Injection. This usually happens within 4 hours of taking Teriparatide Injection and goes away within a few hours. For the first few doses, give your injections of Teriparatide Injection in a place where you can sit or lie down right away if you get these symptoms. If your symptoms get worse or do not go away, contact your healthcare provider before you continue using Teriparatide Injection.

The most common side effects of Teriparatide Injection include:

- pain
- nausea
- joint aches

These are not all the possible side effects of Teriparatide Injection. For more information, ask your healthcare provider or pharmacist.

Call your doctor for medical advice about side effects. You may report side effects to FDA at 1-800-FDA-1088.

How should I store Teriparatide Injection?

- Store Teriparatide Injection in the refrigerator between 36°F to 46°F (2°C to 8°C) until ready to use. Use Teriparatide Injection right away after you remove it from the refrigerator.
- Do not freeze Teriparatide Injection. Do not use Teriparatide Injection if it has been frozen.
- Throw away the Teriparatide Injection delivery device after 28 days even if it has medicine in it (see the User Manual).
- Do not use Teriparatide Injection after the expiration date printed on the delivery device and packaging.
- Recap Teriparatide Injection when not in use to protect it from physical damage and light.

Keep Teriparatide Injection and all medicines out of the reach of children.

General information about the safe and effective use of Teriparatide Injection.

Medicines are sometimes prescribed for purposes other than those listed in a Medication Guide. Do not use Teriparatide Injection for a condition for which it was not prescribed. Do not give Teriparatide Injection to other people, even if they have the same symptoms that you have. It may harm them.

You can ask your pharmacist or healthcare provider for information about Teriparatide Injection that is written for health professionals.

What are the ingredients in Teriparatide Injection?

Active ingredient: teriparatide

Inactive ingredients: glacial acetic acid, sodium acetate (trihydrate), mannitol, metacresol, and water for injection. In addition, hydrochloric acid solution 10% and/or sodium hydroxide solution 10% may have been added to adjust the product to pH 3.8 to 4.5.

Manufactured In Croatia By: **Pliva Hrvatska d.o.o.**, Zagreb, Croatia

Manufactured For: **Teva Pharmaceuticals**, Parsippany, NJ 07054

For more information, call Teva at 1-888-838-2872.

This Medication Guide has been approved by the U.S. Food and Drug Administration.

Rev. A 9/2024

USER MANUAL

Teriparatide (ter' i par' a tide) Injection

Important: First read the Medication Guide that comes inside your Teriparatide Injection carton.

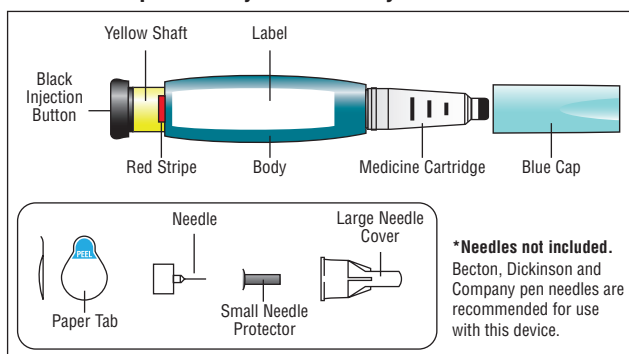
Before you use your new Teriparatide Injection delivery device, please read the entire front and back of this User Manual completely. Follow the directions carefully when using the Teriparatide Injection delivery device.

Do not share your delivery device or needles because infection or disease can be spread from one person to another.

The Teriparatide Injection delivery device contains 28 days of medicine. Throw away the Teriparatide Injection delivery device 28 days after first use, even if it is not completely empty. Do not inject more than one dose of Teriparatide Injection in the same day.

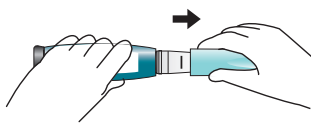
Do not transfer Teriparatide Injection to a syringe.

Teriparatide Injection Delivery Device Parts*



Wash your hands before every injection. Prepare the injection site as your healthcare provider instructed.

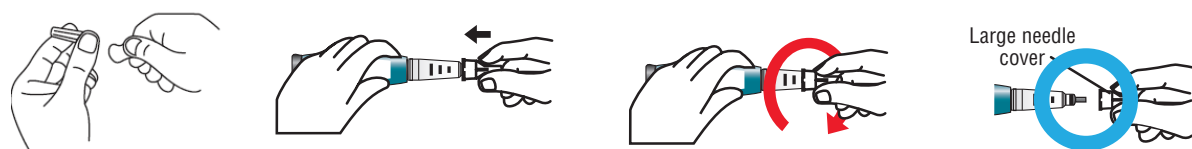
1 Pull off blue cap



Check the Teriparatide Injection delivery device label to make sure you have the right medicine and that it has not expired.

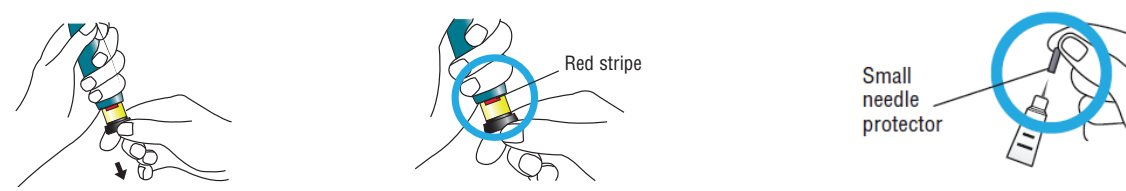
Do not use if the Teriparatide Injection delivery device looks damaged, if the medicine in the cartridge is not clear and colorless, or if it has particles in it.

2 Attach new needle



Pull off paper tab. Push needle **straight** onto medicine cartridge. Screw on needle clockwise until firmly attached. Pull off large needle cover and **save it**.

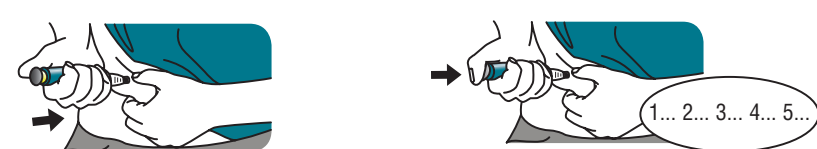
3 Set dose



Pull out black injection button until it stops. Check to make sure red stripe shows. Pull off small needle protector and throw away.

If you cannot pull out the black injection button see **Troubleshooting, Problem E**, on back page.

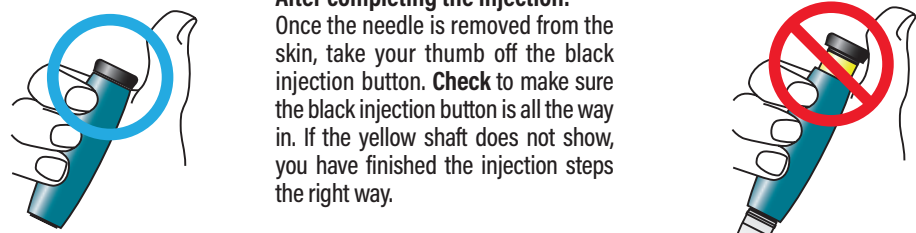
4 Inject dose



Gently hold a fold of skin on your thigh or abdomen and insert needle straight into skin. Push in black injection button until it stops. Hold it in and count to 5 slowly. You must wait until the count of 5 to make sure you receive the correct dose. Then pull the needle from skin.

IMPORTANT

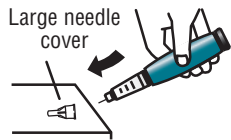
5 Confirm dose



After completing the injection: Once the needle is removed from the skin, take your thumb off the black injection button. Check to make sure the black injection button is all the way in. If the yellow shaft does not show, you have finished the injection steps the right way.

You should **NOT** see any of the yellow shaft. If you do and have already injected the medicine, do not inject yourself a second time on the same day. Instead, you **MUST** reset the Teriparatide Injection delivery device (see **Troubleshooting, Problem A**, on back page).

**6
Remove
needle**



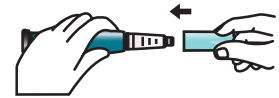
Put large needle cover on needle. Do not try to put the needle cover back on with your hands.



Unscrew the covered needle all the way by giving the large needle cover 3 to 5 counter-clockwise turns.



Pull off needle and throw away in a puncture-resistant container.



Push blue cap back on. Right after use, place Teriparatide Injection delivery device in the refrigerator.

For more information, or if you have any questions, turn to the back of this page.



Teriparatide (ter" i par' a tide) Injection

TROUBLESHOOTING

Problem

Solution

A. The yellow shaft is still showing after I push in the black injection button. How do I reset my Teriparatide Injection delivery device?



To reset the Teriparatide Injection delivery device, follow the steps below.

- If you have already injected, DO NOT inject yourself a second time on the same day.**
- Remove the needle.
- Attach a new needle, pull off the large needle cover and save it.
- Pull out the black injection button until it stops. Check to make sure the red stripe shows.
- Pull off the small needle protector and throw away.
- Point the needle down into an empty container. Push in the black injection button until it stops. Hold it in and **slowly count to five**. You may see a small stream or drop of fluid. **When you have finished, the black injection button should be all the way in.**
- If you still see the yellow shaft showing, contact Teva (see Contact Information below) or your healthcare provider.
- Put the large needle cover on needle. Unscrew the needle all the way by giving the needle cover 3 to 5 counter-clockwise turns. Pull off the covered needle and throw away as instructed by your healthcare provider. Push the blue cap back on, and put your Teriparatide Injection delivery device in the refrigerator.

You can prevent this problem by **always using a NEW needle for each injection, and by pushing the black injection button all the way in and slowly counting to five.**

B. How can I tell if my Teriparatide Injection delivery device works?



The black injection button should be all the way in to show that the full dose of medicine has been injected from the Teriparatide Injection delivery device. Use a new needle every time you inject to be sure your Teriparatide Injection delivery device will work properly.

C. I see an air bubble in my Teriparatide Injection delivery device.



A small air bubble will not affect your dose and it will not harm you. You can continue to take your dose as usual.

D. I cannot get the needle off.



- Put the large needle cover on the needle.
- Use the large needle cover to unscrew the needle.
- Unscrew the needle all the way by giving the large needle cover 3 to 5 counter-clockwise turns.
- If you still cannot get the needle off, ask someone to help you.

E. What should I do if I have difficulty pulling out the black injection button?



Change to a new Teriparatide Injection delivery device to take your dose as instructed by your healthcare provider.

When the black injection button becomes hard to pull out, this means there is not enough medicine in your Teriparatide Injection delivery device for another dose. You may still see some medicine left in the cartridge.

Cleaning and Storage

Cleaning Your Teriparatide Injection Delivery Device

- Wipe the outside of the Teriparatide Injection delivery device with a damp cloth.
- Do not place the Teriparatide Injection delivery device in water, or wash or clean it with any liquid.

Storing Your Teriparatide Injection Delivery Device

- After each use, refrigerate the Teriparatide Injection delivery device right away. Read and follow the instructions in the Medication Guide section "How should I store Teriparatide Injection?".
- Do not store the Teriparatide Injection delivery device with a needle attached. Doing this may cause air bubbles to form in the medicine cartridge.
- Store the Teriparatide Injection delivery device with the blue cap on.
- Do not freeze Teriparatide Injection. If the Teriparatide Injection delivery device has been frozen, throw the device away and use a new Teriparatide Injection delivery device.
- If the Teriparatide Injection delivery device has been left out of the refrigerator, do not throw the delivery device away. Place the delivery device back in the refrigerator and call Teva at 1-888-838-2872.

Other Important Notes

- The Teriparatide Injection delivery device contains 28 days of medicine.
- Each device contains additional volume to allow troubleshooting of the device 2 times.
- Do not transfer Teriparatide Injection to a syringe. This may result in you taking the wrong dose of medicine.
- Read and follow the instructions in the User Manual so that you use your Teriparatide Injection delivery device the right way.
- Check the Teriparatide Injection delivery device label to make sure you have the right medicine and that it has not expired.
- Do not use the Teriparatide Injection delivery device if it looks damaged. Look at the Teriparatide Injection medicine in the cartridge. If the medicine is not clear and colorless, or if it has particles, do not use it. Call Teva if you notice any of these (*see Contact Information*).
- Use a new needle for each injection.
- During injection, you may hear one or more clicks - this is normal.
- The Teriparatide Injection delivery device is not recommended for use by the blind or by those who have vision problems without help from a person trained in the proper use of the device.
- Keep your Teriparatide Injection delivery device and needles out of the reach of children.

Disposal of Pen Needles and Delivery Device

Disposal of Pen Needles and the Teriparatide Injection Delivery Device

- Before throwing away the Teriparatide Injection delivery device, be sure to remove the pen needle.
- Throw away your Teriparatide Injection delivery device and used needles as instructed by your healthcare provider, local or state laws, or institutional policies.

Dispose of the Teriparatide Injection delivery device 28 days after first use.

1st use date _____ / _____ / _____

Throw away after _____ / _____ / _____

Contact Information

If you have questions or need help with your Teriparatide Injection delivery device, contact Teva at 1-888-838-2872 or your healthcare provider.

Keep this and all medications out of the reach of children.

Manufactured In Croatia By: **Pliva Hrvatska d.o.o.**, Zagreb, Croatia

Manufactured For: **Teva Pharmaceuticals**, Parsippany, NJ 07054

Rev. A 9/2024

TG-43812

